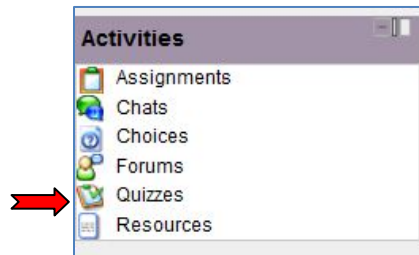


HOW TO TAKE A MOODLE QUIZ

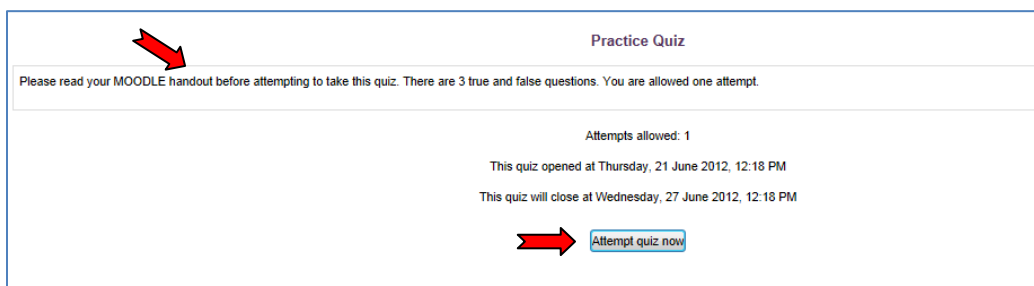
1. In the ACIVITY block click on quizzes.



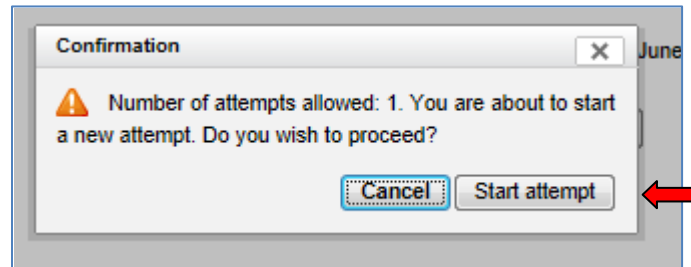
2. From Quiz Index Page, click on the name of the quiz you want to attempt.

Week	Name	Quiz closes	Attempts
9 September - 15 September	QUIZ 1: Chapters 1-3	Wednesday, 14 March 2012, 11:55 PM	
23 September - 29 September	QUIZ 2: Chapters 4, 5 and 6	Wednesday, 4 April 2012, 11:55 PM	
30 September - 6 October	QUIZ 3: Chapters 7 and 8	Thursday, 12 April 2012, 11:55 PM	
	MIDTERM EXAM: Chapters 1-8	Tuesday, 17 April 2012, 11:55 PM	
	Practice Quiz III	Sunday, 1 August 2010, 11:55 PM	
7 October - 13 October	QUIZ 4: Chapters 9 and 10	Sunday, 29 April 2012, 11:55 PM	
14 October - 20 October	QUIZ 5: Chapters 11 and 12	Friday, 11 May 2012, 11:55 PM	
21 October - 27 October	Quiz #6: Chapters 13 and 14	Wednesday, 23 May 2012, 11:55 PM	
	QUIZ 6		
28 October - 3 November	FINAL EXAM		
	Final Exam: Cumulative--Chapters 1-15	Monday, 4 June 2012, 11:55 PM	

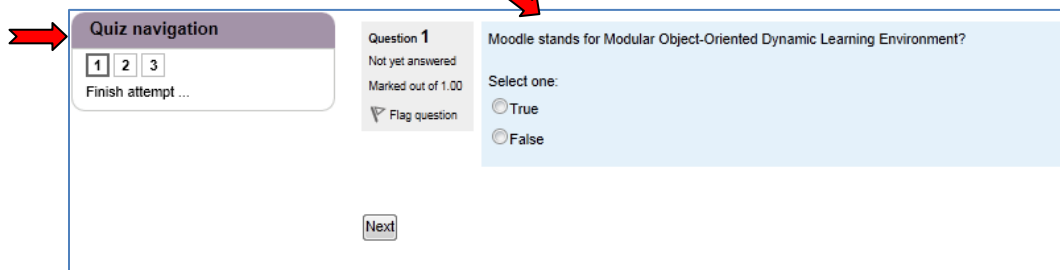
3. The QUIZ PAGE will appear.
 - a. Read and follow quiz instructions.
 - b. To start the quiz, click ATTEMPT QUIZ NOW.



4. After you click on Attempt quiz now:
 - a. You will be asked to CONFIRM the quiz attempt.
 - b. Click on START ATTEMPT to continue to quiz
 - c. Click CANCEL to end attempt.

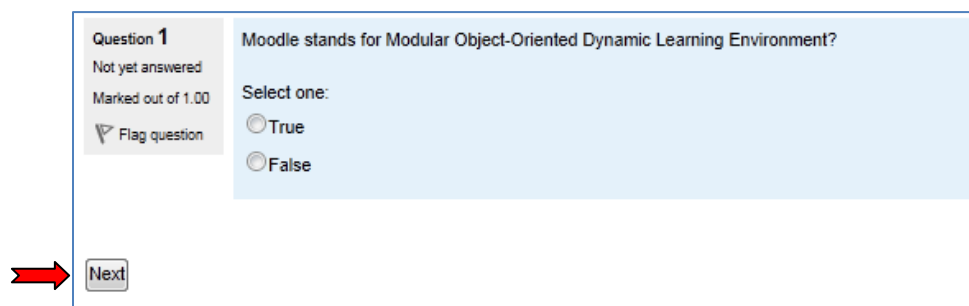


5. After you confirmed to start attempt:
 - a. The Quiz Questions and a Quiz Navigation block will appear.



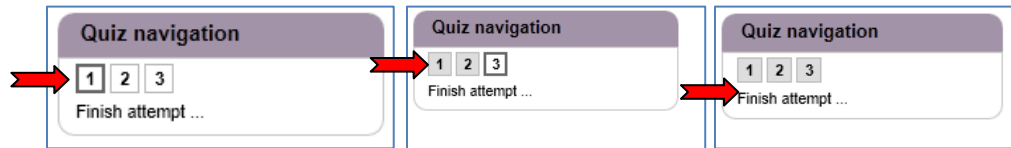
6. QUIZ QUESTIONS

- a. Read the question and select an answer.
- b. Click NEXT to continue to next question.



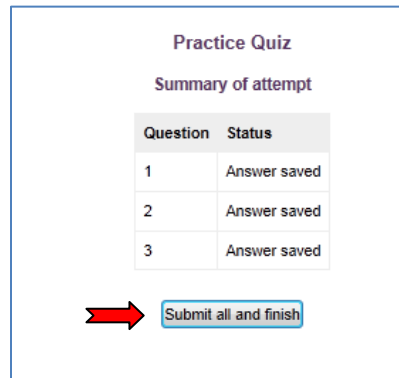
7. QUIZ NAVIGATION BLOCK

- a. Shows how many questions are on the quiz, It keeps track of the questions you have answered and it provides a link, Finish attempt, to submit quiz.



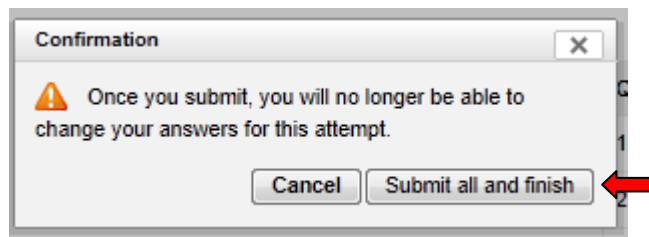
8. After you have answered all the quiz questions select Finish attempt.

- Review the quiz before YOU SUBMIT.
- Check that all questions status indicate ANSWER SAVED.
- Click on Submit all and Finish to continue to submit quiz.

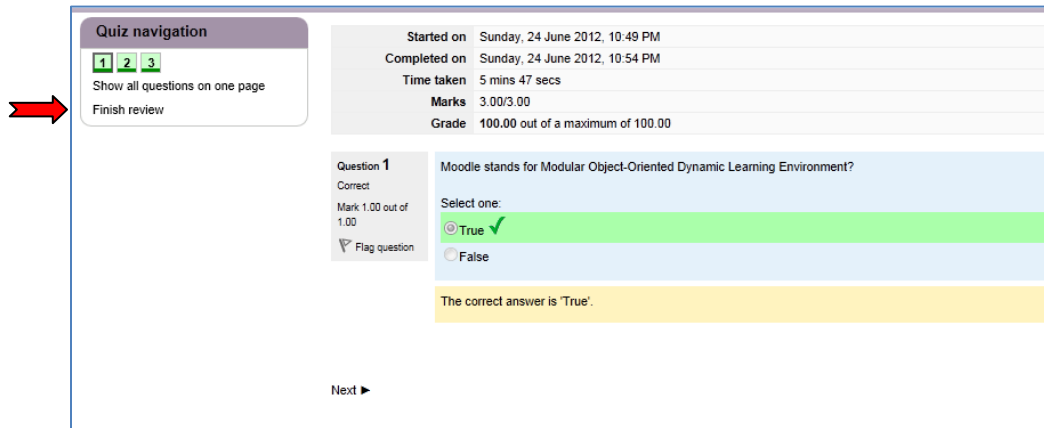


9. After you click on submit all and finish, you will be asked to CONFIRM quiz submission.

- Click on Submit all and finish to continue to submit quiz for grading.
- Click on Cancel to stop quiz submission process.



10. After the quiz has been submitted, a final review of the quiz will appear.
- The final review displays the grade and start and end time of the quiz.
 - Click on Finish review to END the quiz.

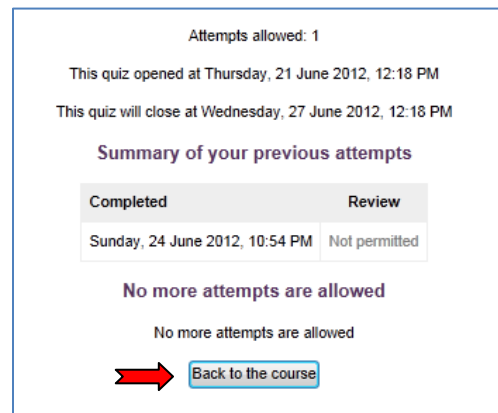


The screenshot shows the final review interface. On the left, a 'Quiz navigation' box contains three numbered buttons (1, 2, 3) and two links: 'Show all questions on one page' and 'Finish review'. A red arrow points to the 'Finish review' link. To the right, a summary table displays quiz statistics:

Started on	Sunday, 24 June 2012, 10:49 PM
Completed on	Sunday, 24 June 2012, 10:54 PM
Time taken	5 mins 47 secs
Marks	3.00/3.00
Grade	100.00 out of a maximum of 100.00

Below the summary, 'Question 1' is shown as 'Correct' with a mark of '1.00 out of 1.00'. The question text is 'Moodle stands for Modular Object-Oriented Dynamic Learning Environment?'. The 'Select one:' options are 'True' (selected with a green checkmark) and 'False'. A yellow box below indicates 'The correct answer is 'True''. A 'Next ►' button is at the bottom.

11. After you End the quiz a Summary of the previous attempt will appear.
- Click Back to the course to return to the class main page.



The screenshot shows the 'Summary of your previous attempts' page. It displays 'Attempts allowed: 1' and the quiz dates: 'This quiz opened at Thursday, 21 June 2012, 12:18 PM' and 'This quiz will close at Wednesday, 27 June 2012, 12:18 PM'. A table summarizes the attempt:

Completed	Review
Sunday, 24 June 2012, 10:54 PM	Not permitted

Below the table, it states 'No more attempts are allowed' twice. At the bottom, a red arrow points to a 'Back to the course' button.

-- END --